


LOVATO ELECTRIC S.P.A.

24020 GORLE (BERGAMO) ITALIA
 VIA DON E. MAZZA, 12
 TEL. 035 4282111
 TELEFAX (Nazionale): 035 4282200
 TELEFAX (International): +39 035 4282400
 E-mail info@LovatoElectric.com
 Web www.LovatoElectric.com



- I** CONTATTORI SPECIALI PER RIFASAMENTO
 - GB** SPECIAL CONTACTORS FOR POWER FACTOR CORRECTION
 - D** SPEZIELLE KONDENSATOR- SCHUTZE MIT STEUERKREIS
 - E** CONTACTORES ESPECIALES PARA REGULACIÓN FACTOR POTENCIA
 - F** CONTACTEURS SPÉCIAUX POUR MISE EN PHASE
- BFK...**


ATTENZIONE!

Questi apparecchi devono essere installati da personale qualificato, nel rispetto delle vigenti normative impiantistiche, allo scopo di evitare danni a persone o cose.

I prodotti descritti in questo documento sono suscettibili in qualsiasi momento di evoluzioni o di modifiche. Le descrizioni ed i dati a catalogo non possono pertanto avere alcun valore contrattuale.

WARNING!

This equipment is to be installed by qualified personnel, complying to current standards, to avoid damages or safety hazards. Products illustrated herein are subject to alterations and changes without prior notice.

Technical data and descriptions in the publication are accurate, to the best of our knowledge, but no liabilities for errors, omissions or contingencies arising therefrom are accepted.

ACHTUNG!

Um Personen und Sachschaden zu vermeiden, darf diese Gei nur von fachkundigem Personal, unter Berücksichtigung der jeweils geltenden Vorschriften, installiert werden. Die in diesem Katalog gezeigten Produkte können jederzeit ohne Vorankündigung geändert werden. Technische Daten und Beschreibungen sind richtig und wurden nach bestem Wissen und Gewissen erstellt.

ATENCIÓN!
















Este aparato debe ser instalado por personal cualificado, cumpliendo con las normas vigentes, para evitar daños a personas o cosas.

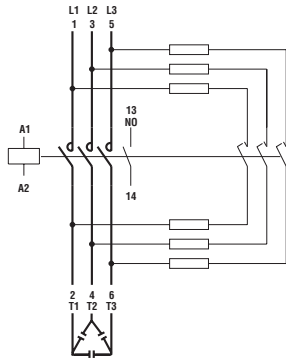
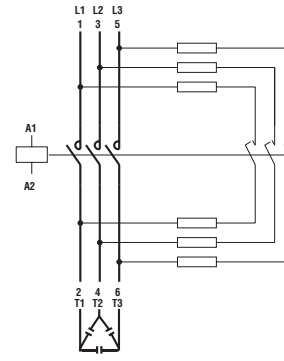
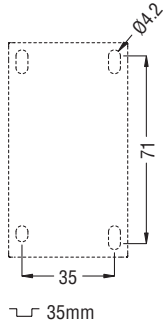
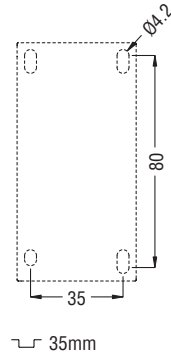
Los productos descritos en este documento son susceptibles en cualquier momento de cambios o modificaciones. Las descripciones y datos de este catálogo no tienen por lo tanto un valor contractual.

ATTENTION !

Ces appareils doivent être installés par un personnel qualifié en respectant les normes en vigueur relatives aux installations pour éviter tout risque pour le personnel et le matériel.

Les produits décrits dans ce document peuvent à tout moment être susceptibles d'évolutions ou de modifications. Les descriptions et les données figurant ne peuvent en conséquence revêtir aucune valeur contractuelle.

												
		 Phillips 2	 Ø 6	 T Nm Min-Max	 Min-Max mm ²	 Min-Max mm ²	 Phillips 2	 Ø 6	 T Nm	 Max mm ²	 Max mm ²	
BFK09		Phillips 2	Ø 6	1.5-1.8	1-6	1-4	Phillips 2	Ø 6	1.5-2	2.5	2.5	
BFK12		Phillips 2	Ø 6	1.5-1.8	1-6	1-4	Phillips 2	Ø 6	1.5-2	2.5	2.5	
BFK18		Phillips 2	Ø 6	1.5-1.8	1-6	1-4	Phillips 2	Ø 6	1.5-2	2.5	2.5	
BFK26			Phillips 2	Ø 6	2.5-3	2.5-16	1-10	Phillips 2	Ø 6	1.5-2	2.5	2.5
BFK32			Phillips 2	Ø 6	2.5-3	2.5-16	1-10	Phillips 2	Ø 6	1.5-2	2.5	2.5
BFK38			Phillips 2	Ø 6	2.5-3	2.5-16	1-10	Phillips 2	Ø 5	1.5-2	2.5	2.5
BF50K		Allen 4		4.0-5.0	6-50	6-50	Phillips 1	Ø 5	1.0	2.5	2.5	
BF65K		Allen 4		4.0-5.0	6-50	6-50	Phillips 1	Ø 5	1.0	2.5	2.5	
BF70K		Allen 4		4.0-5.0	6-50	6-50	Phillips 1	Ø 5	1.0	2.5	2.5	
BF80K		Allen 4		4.0-5.0	6-50	6-50	Phillips 1	Ø 5	1.0	2.5	2.5	

BFK09 - BFK12 - BFK18**BFK26 - BFK32 - BFK38 - BF50K - BF65K - BF70K - BF80K****BFK09 - BFK12 - BFK18****BFK26 - BFK32 - BFK38****BF50K... - BF65K... - BF70K... - BF80K...**